

MUXWAVE
Holographic Invisible Screen

Holographic Invisible Screen

High definition, real invisibility



CE FC CCC RoHS

www.muxwave.com



Transparent and invisible whole screen

The whole screen is transparent without frame; it is seamlessly spliced in a large area; the back side is invisible without floodlight.




Holographic 3D suspension images

Display effect of 3D holographic and spatial suspension images.




Transparent and excellent image quality

Equally spaced pixel layout for high-definition image quality; static scanning with combined diver board for table images; 16bit gray scale with exquisite colors.




High brightness & high contrast

9,000:1 (high contrast), 5,000cd/m² (high brightness), dazzling and eye-catching.



Light weight of 6kg/m²

With professional aesthetic design, the display screen is lightweight and beautiful and weighs only 6kg/m².




As thin as 1.8mm

The thickness of the screen is less than 2mm, and it is seamlessly attached on a curved surface to show an integral whole on the transparent glass.



Flexible

Standard module can be bent and skillful applications. It is the best partner of curved glass and irregular screens.






Minimal installation and maintenance




The product is modular and can be directly attached to the front or back side of transparent glass without damaging the original structure of the building or affecting indoor lighting.

Holographic Invisible Screen • Series M

Ultra-clear and ultra-thin, high-transparency and high-temperature resistant high-end materials are used. The light board is perfectly designed to easily achieve a permeability of up to 80%. The overall mounting without a structural skeleton, the screen body can be spliced left and right, up and down, and can achieve a display height or width of 2.4-3 meters. Commercial window, glass curtain wall and other indoor and outdoor scenes.

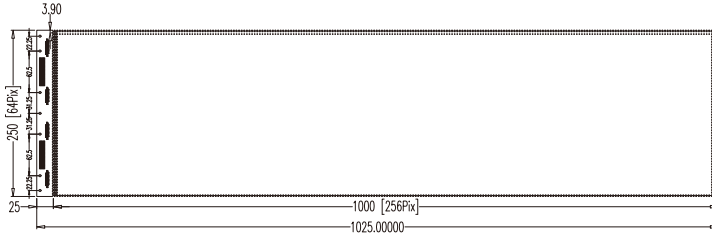


Application

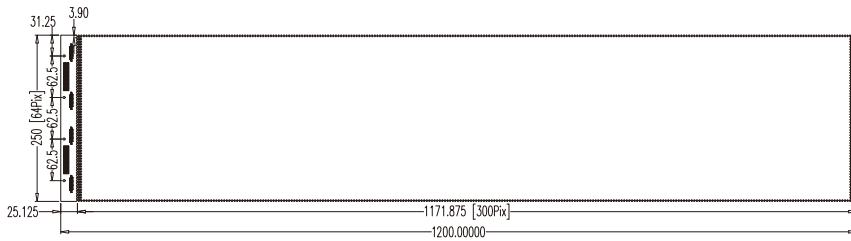


Series M3.91

Module Dimension: 1025*250mm, 256*64Pixel

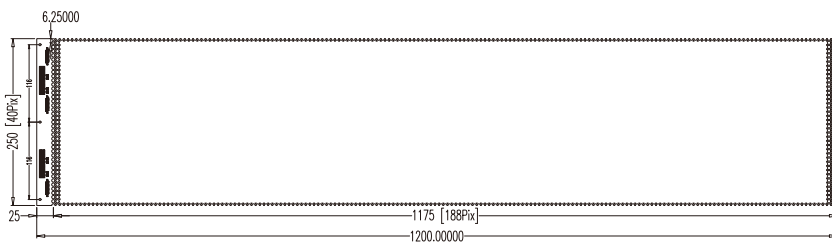


Module Dimension: 1200*250mm, 300*64Pixel

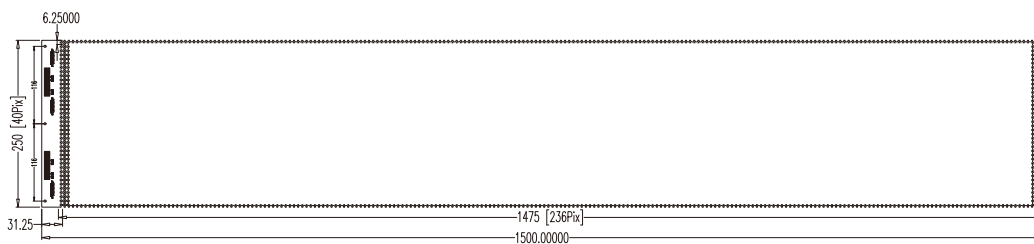


Series M6

Module Dimension: 1200*250mm, 188*40Pixel

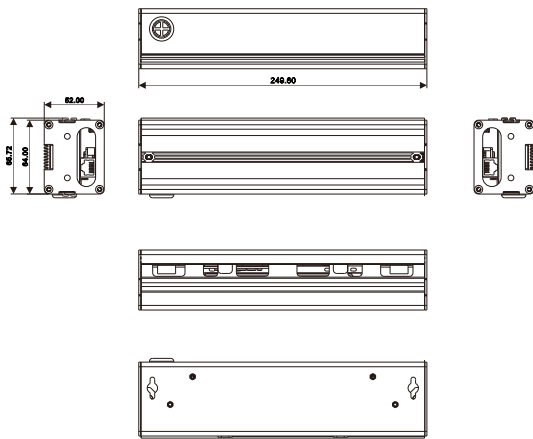


Module Dimension: 1500*250mm, 236*40Pixel



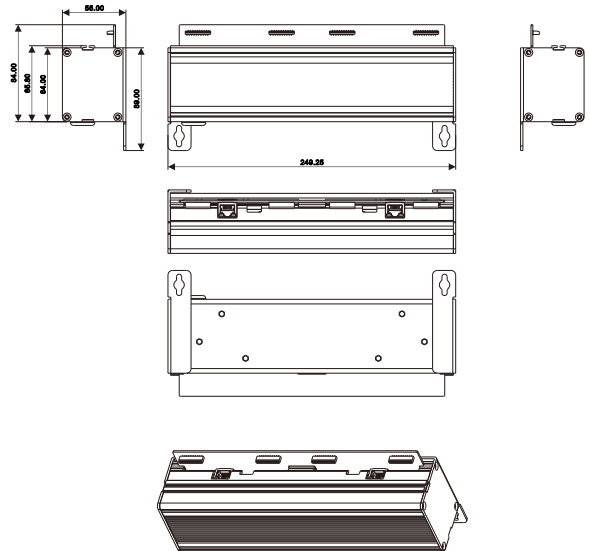
Version A Power Box

1. The installation and fixing holes are inside the power box, before the installation and removal of the power box, the cover of the power box needed to be removed.



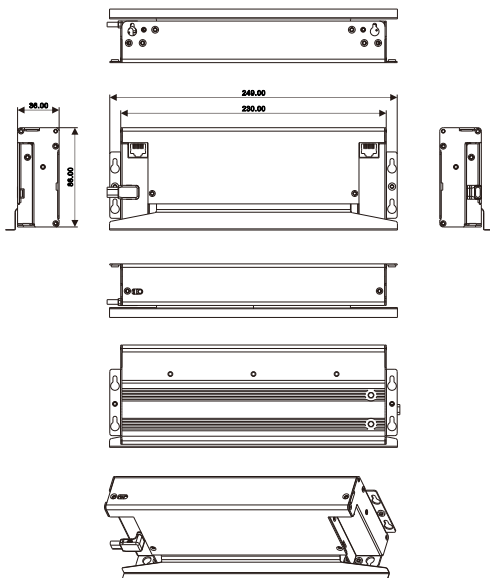
Version B Power Box

1. The installation and fixing holes are outside the power box, and the installation and removal do not need to disassemble the power box cover;
 2. There are two welding positions for the data network port, which is the embedded network port.



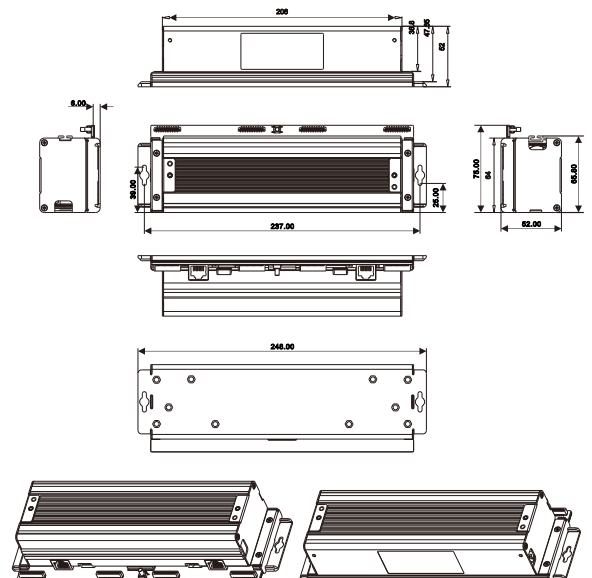
Version C Power Box

1. The installation and fixing holes are outside the power box, and the installation and removal do not need to disassemble the power box cover;
 2. The FPC wiring scheme for the lamp board welding, the size is narrow.

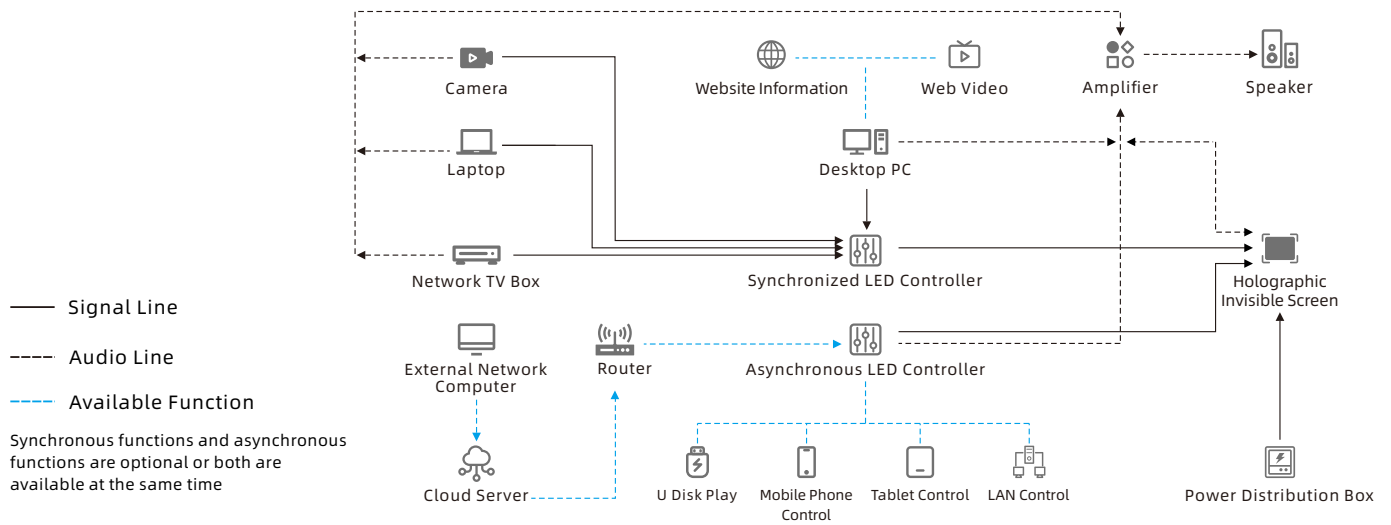


Version D Power Box

1. When installed at the inner arc side, the corners of the power boxes don't need to be cut;
 2. Compared with Version B Power Boxes, the width of decoration of Version D will be 37mm shorter;
 3. There are spaces between the power boxes, hence make it easier to match and install them



System Topology



Specifications

Model	M2	M3	M6	M10
Pixel Pitch(mm) (horizontal / vertical)	P2.5/P2.5	P3.91/P3.91	P6.25/P6.25	P10/P10
Pixel Density(dot/m ²)	160000	65536	25600	10000
Transparency Rate	70%	80%	90%	85%
Display Dimension (mm) (w*h)	125x1000	250x1000 250x1171	250x1175 250x1475	250x1000
Profile Dimension (mm) (w*h)	125x1000	250x1025 250x1200	250x1200 250x1500	250x1000
Resolution (dot) (w*h)	50x400	64x256/64x300	40x188/40x236	25x120
Brightness(cd/m ²)	≥1200	≥3000	≥5000	≥4000
Weight(Kg/set)	1.63	1.6	1.6	1.2
Encapsulation Type	Light Board & Driving Board Integrated	Light Board & Driving Board Integrated	Light Board & Driving Board Integrated	Light Board & Driving Board Integrated
Scanning Mode	Static Driving (Single Pixel Single Control)	Static Driving (Single Pixel Single Control)	Static Driving (Single Pixel Single Control)	Static Driving (Single Pixel Single Control)
Lifespan	≥100,000.00 hours	≥100,000.00 hours	≥100,000.00 hours	≥100,000.00 hours
Pixel Configuration	16bit	16bit	16bit	16bit
Maximum Power Consumption (w/m ²)	800	1000	1000	1000
Average Power Consumption (w/m ²)	300	375	375	375
Control System	Colorlight / Novastar	Colorlight / Novastar	Colorlight / Novastar	Colorlight / Novastar
Input Voltage	AC100~240V 50/60 Hz	AC100~240V 50/60 Hz	AC100~240V 50/60 Hz	AC100~240V 50/60 Hz
Working Voltage for Module	DC 4.2V ± 0.2V	DC 4.2V ± 0.2V	DC 4.2V ± 0.2V	DC 4.2V ± 0.2V
Working Temperature	Temperature -20°C~50°C	Temperature -20°C~50°C	Temperature -20°C~50°C	Temperature -20°C~50°C
Working Humidity	Humidity: 20% -85% (Without Condensation)	Humidity: 20% -85% (Without Condensation)	Humidity: 20% -85% (Without Condensation)	Humidity: 20% -85% (Without Condensation)
Storage Temperature	Temperature -20°C~60°C	Temperature -20°C~60°C	Temperature -20°C~60°C	Temperature -20°C~60°C
Storage Humidity	Humidity: 10% -85% (Without Condensation)	Humidity: 10% -85% (Without Condensation)	Humidity: 10% -85% (Without Condensation)	Humidity: 10% -85% (Without Condensation)
Protection Degree	IP20	IP20	IP20	IP20
Frame Material	/	/	/	/
Installation Environment	Indoor	Indoor	Indoor	Indoor
Packing Way	Pearl Cotton +Wooden case/Airbox	Pearl Cotton +Wooden case/Airbox	Pearl Cotton +Wooden case/Airbox	Pearl Cotton +Wooden case/Airbox

Statement: The relevant parameters in the table are subject to real-time update, and the data is for reference only. Upgrade will be made without further notice.

Shenzhen Muxwave Technology Co., Ltd.

4thFloor East Building 4, Shenzhen Software Park, No.2 Gaoxinzhong 2nd Road, Nanshan District, Shenzhen, P.R.China.

☎ 0755-86269679/27663501 ✉ info@meixiwei.com

